

FDA grants priority review for lecanemab marketing application

EVENTS DURING THE SECOND QUARTER 2022

- Eisai completed the rolling submission of lecanemab for treatment of early Alzheimer’s disease to the US Food and Drug Administration (FDA) under the accelerated approval pathway
- AbbVie took a strategic business decision to terminate its collaboration with BioArctic regarding its alpha-synuclein projects in Parkinson’s disease. BioArctic is now working with AbbVie to bring back the projects with the intention of finding a new partner

EVENTS AFTER THE SECOND QUARTER

- The FDA accepted the Biologics License Application (BLA) and granted priority review of lecanemab for treatment of early Alzheimer’s disease under the accelerated approval pathway, which entitles BioArctic to a milestone of MEUR 15 from Eisai

FINANCIAL SUMMARY APRIL – JUNE 2022

- Net revenues for the period amounted to MSEK 4.2 (7.3)
- Operating profit amounted to MSEK -45.7 (-33.8)
- Profit for the period amounted to MSEK -45.8 (-34.2) and earnings per share before and after dilution were SEK -0.52 (-0.39)
- Cash flow from operating activities amounted to MSEK -45.6 (-28.9)
- Cash and cash equivalents at the end of the period amounted to MSEK 752 (930)

FINANCIAL SUMMARY JANUARY – JUNE 2022

- Net revenues for the period amounted to MSEK 8.0 (14.5)
- Operating profit amounted to MSEK -89.8 (-63.0)
- Profit for the period amounted to MSEK -90.1 (-63.3) and earnings per share before and after dilution were SEK -1.02 (-0.72)
- Cash flow from operating activities amounted to MSEK -85.4 (-66.4)
- Cash and cash equivalents at the end of the period amounted to MSEK 752 (930)

KEY FINANCIAL PERFORMANCE INDICATORS

MSEK	Q2		Jan-Jun		Jan-Dec
	2022	2021	2022	2021	2021
Net revenues	4.2	7.3	8.0	14.5	23.1
Other operating income	0.3	0.5	0.9	2.2	3.5
Operating profit/loss	-45.7	-33.8	-89.8	-63.0	-139.7
Operating margin, %	neg	neg	neg	neg	neg
Profit/loss for the period	-45.8	-34.2	-90.1	-63.3	-119.8
Earnings per share before dilution, SEK	-0.52	-0.39	-1.02	-0.72	-1.36
Earnings per share after dilution, SEK	-0.52	-0.39	-1.02	-0.72	-1.36
Equity per share, SEK	7.95	9.59	7.95	9.59	8.96
Cash flow from operating activities	-45.6	-28.9	-85.4	-66.4	-140.5
Cash flow from operating activities per share, SEK	-0.52	-0.33	-0.97	-0.75	-1.60
Equity/assets ratio, %	88.1	86.7	88.1	86.7	87.9
Return on equity, %	-6.34	-3.97	-12.10	-7.22	-14.13
Share price at the end of the period, SEK	77.45	137.80	77.45	137.80	119.20

Unless otherwise stated, this Interim report refers to the Group. Figures in parentheses refer to the corresponding period last year. The amounts stated are rounded, which sometimes leads to some totals not being exact.

Comments from the CEO

BioArctic develops groundbreaking drugs for diseases which affect the brain, an area that today lacks effective treatments. Our treatment strategy with antibodies against pathogenic proteins has the potential to make a major difference. By being successful in what we do, we promote a sustainable society and sustainable health. In addition to the value generated by our core operations, we constantly strive for a sustainable business, sustainable employeeship and the sustainable use of resources.

In early May, our partner Eisai submitted the final part of the rolling submission under the accelerated approval pathway of lecanemab for early Alzheimer’s disease to the US Food and Drug Administration (FDA). The FDA recently notified Eisai that the Biologics License Application (BLA) for lecanemab under the accelerated approval pathway has been accepted for review, and granted priority review. We now know that a potential accelerated marketing approval of lecanemab in the US will be given at the latest by January 6, 2023. The FDA’s acceptance of the application, entitles BioArctic to a milestone payment of MEUR 15 from Eisai.

In parallel with the ongoing regulatory processes for lecanemab, the major confirmatory Phase 3 study Clarity AD is under way with 1,795 patients with early Alzheimer’s disease. The study is making good progress, with a low share of patients discontinuing the study and with most patients continuing into the open-label extension study, which will also evaluate the subcutaneous formulation of lecanemab. Results from Clarity AD are expected this autumn and if these are positive, Eisai will submit applications for full approval of lecanemab to regulatory authorities in the US, EU and Japan in the first quarter of 2023 at the latest. With this in mind, the ramp-up of the commercial organization continues.

The potential benefits for patients, their families and society when treated with lecanemab are significant. If patients reach the severe stages of the disease much later, fewer people will require resource-intensive elderly care. A recent published article in the scientific journal *Neurology and Therapy* presents the results of modeling based on clinical data generated thus far for lecanemab. The modeling showed that lecanemab could prolong the time patients remain in the early stages of the disease by at least 2.5 years. In the early stages of Alzheimer’s disease, individuals often function well and can continue to live an active life together with friends and family. Every day, week and month the patients can remain in the early stages is therefore highly valuable. The modeling also indicates that treatment with lecanemab reduces the likelihood of patients needing institutional care in the later phases of the disease.

In Parkinson’s disease, we are working actively with AbbVie to bring back BAN0805 and our other antibodies



“Every day the patients can remain in the early stages of Alzheimer’s disease is highly valuable.”

against alpha-synuclein from AbbVie, which during the quarter, for strategic reasons, chose to terminate our collaboration. We look forward to intensifying the discussions with new potential partners as soon as the projects have been transferred from AbbVie. During the quarter, a new drug substance patent for BAN0805 was granted in the US, which is valid until 2041, with a possible extension until 2046. Our preclinical data and results from the Phase 1 study are promising and we can already see interest in the project.

Our expanded in-house project portfolio is performing well and we are continuing to pursue these projects with full force. Our ALS project is progressing rapidly through the use of our unique technology platform and vast experience in developing antibodies and we have already begun humanization of some of our antibodies.

We are now looking forward to a number of exciting events during the remainder of the year, both for BioArctic and for the Alzheimer’s disease research field. Further data for lecanemab will be presented at the end of July at the Alzheimer’s Association International Conference in San Diego, in the US. During this autumn we will finally be seeing results from the large, confirmatory Phase 3 study of lecanemab in patients with early Alzheimer’s disease.

I would like to end by wishing you all a great summer and I look forward to an exciting autumn together with you all!

Gunilla Osswald
CEO, BioArctic AB

BioArctic in short

BioArctic AB (publ) is a Swedish biopharma company developing new drugs based on groundbreaking research for patients with central nervous system disorders. For a global market, the aim is to generate transformative medicines that can stop or slow down the progression of Alzheimer's disease, Parkinson's disease and other neurological diseases. BioArctic was founded in 2003 based on innovative research from Uppsala University, Sweden. BioArctic's B-share is listed on Nasdaq Stockholm Mid Cap (ticker: BIOA B).

Strategy for sustainable growth

BioArctic's vision is to generate innovative medicines that improve life for patients with disorders in the central nervous system. Our work is based on groundbreaking scientific discoveries, and the company's researchers collaborate with strategic partners such as research groups at universities and major pharmaceutical companies.

The company has scientific excellence and vast experience in developing drugs from idea to market. Under BioArctic's business model, the company at an early stage itself pursues project development and then, at an appropriate juncture, licenses commercial rights and late phase development to global pharmaceutical companies. In recent years, BioArctic has successfully developed high quality drug projects that have resulted in strategic license and partnership agreements in two major disease areas with high unmet medical need.

Three important cornerstones of BioArctic's strategy are:

- **CONTINUE** supporting the partnered projects with great market potential
- **DEVELOP** our own projects further, up to an appropriate time for partnership or exit
- **EXPAND** the portfolio with new projects and indications with high unmet medical need

Operations

BioArctic conducts its research in four focus areas:

- **Alzheimer's disease**
- **Parkinson's disease**
- **Other CNS disorders**
- **Blood-brain barrier technology**

Neurodegenerative disorders are conditions in which cells in the brain degenerate and die. Normally the neurodegenerative processes begin long before any symptoms appear. Neurodegenerative disorders affect the lives of millions of people and constitute a growing global health care problem.

A key cause of Alzheimer's disease and Parkinson's disease is believed to be misfolding and aggregation of proteins. The spreading of aggregated soluble forms of proteins leads to neuronal dysfunction, cell death, brain damage and symptoms of disease. Each neurodegenerative disorder is characterized by different aggregated proteins. The protein amyloid beta (A β) is involved in Alzheimer's disease, while the protein alpha-synuclein (α -synuclein) is involved in Parkinson's disease. BioArctic's aim with the antibodies currently in clinical phase, is to achieve a disease-modifying effect through the selective binding of antibodies, and elimination of the harmful soluble aggregated forms of the amyloid beta protein (oligomers/protofibrils) and the alpha-synuclein protein in the brain.

Project portfolio

BioArctic has a balanced, competitive portfolio consisting of unique product candidates and technology platforms. All projects are focused on disorders of the central nervous system. The projects are a combination of fully funded projects run in partnership with global pharmaceutical companies and innovative in-house projects with significant market- and out-licensing potential. The projects are in various phases: from discovery to late clinical phase.

As of June 30, 2022, the project portfolio consisted of:

	Project	Partner	Research	Preclinical	Phase 1	Phase 2	Phase 3
ALZHEIMER'S DISEASE	Lecanemab (BAN2401) <i>Clarity AD</i>	Eisai ¹	Early Alzheimer's disease ³				
	Lecanemab (BAN2401) <i>AHEAD 3-45</i>	Eisai ¹	Preclinical (asymptomatic) Alzheimer's disease ⁴				
	BAN2401 back-up	Eisai					
	AD1801						
	AD1503						
	AD-BT2802						
	AD-BT2803						
	AD2603						
PARKINSON'S DISEASE	BAN0805 ²						
	PD1601 ²						
	PD1602 ²						
OTHER CNS DISORDERS	Lecanemab (BAN2401)		Down's syndrome ⁵ Traumatic brain injury ⁵				
	ND3014		ALS				
	ND-BT3814		ALS				
BLOOD-BRAIN BARRIER	Brain Transporter (BT) technology platform						

- 1) Partnered with Eisai for lecanemab for treatment of Alzheimer's disease. Eisai entered partnership with Biogen regarding BAN2401 (lecanemab) in 2014
- 2) AbbVie in-licensed BAN0805 in late 2018 and has developed the antibody with the designation ABBV-0805. On April 20, 2022, AbbVie informed BioArctic that it had taken a strategic business decision to terminate the collaboration regarding BioArctic's alpha-synuclein portfolio. BioArctic are currently working with AbbVie to transfer the projects back with the aim of finding a new partner
- 3) Mild cognitive impairment due to Alzheimer's disease and mild Alzheimer's disease
- 4) Normal cognitive function with intermediate or elevated levels of amyloid in the brain
- 5) Dementia and cognitive impairment associated with Down's syndrome and with traumatic brain injury

ALZHEIMER'S DISEASE

BioArctic has developed several unique and selective antibodies with the potential to slow the progression of Alzheimer's disease. The most advanced drug candidate, lecanemab (BAN2401) is currently being evaluated in two Phase 3 studies: Clarity AD for early Alzheimer's disease and AHEAD 3-45 for preclinical (asymptomatic) Alzheimer's disease. Lecanemab previously showed convincing results in a large Phase 2b study in patients with early Alzheimer's disease. The development of lecanemab against Alzheimer's disease is being financed and pursued by BioArctic's partner Eisai, which also co-owns the rights to the lecanemab back-up in Alzheimer's disease. BioArctic has five additional antibodies projects against Alzheimer's disease in its project portfolio. In addition, BioArctic conducts research in diagnostics to support its own projects in Alzheimer's disease.

Drug candidate lecanemab (collaboration with Eisai)

In Alzheimer's disease, the amyloid beta protein clumps together into increasingly larger aggregates in the brain – from the harmless form with a normal function (monomers) to larger forms such as oligomers, protofibrils, fibrils and finally amyloid plaques containing fibrils. Oligomers and protofibrils are considered the most harmful forms of amyloid beta that initiate the process of Alzheimer's disease. Lecanemab is a drug candidate which designed to eliminate these forms of amyloid from the brain and thereby has the potential to slow down the progression of disease. BioArctic's partner Eisai is responsible for the clinical development of lecanemab in Alzheimer's disease. The project is based on research from Uppsala University, Sweden.

Lecanemab has a unique binding profile that distinguishes it from other amyloid beta antibodies and its unique binding profile has been confirmed in laboratory analyses, which are ongoing in parallel with the clinical development program. BioArctic has an ongoing research collaboration with Eisai in order to further deepen the knowledge about the drug candidate lecanemab's unique binding profile.

Eisai is conducting two global Phase 3 studies with lecanemab, one in patients with early Alzheimer's disease (Clarity AD) and one in cognitively unimpaired individuals with intermediate or elevated amyloid levels in the brain who have not yet developed symptoms of Alzheimer's disease (AHEAD 3-45). Further DIAN-TU (Dominantly Inherited Alzheimer Network Trials Unit) has chosen to include lecanemab as the backbone anti-amyloid treatment in a clinical trial in combination with potential tau treatments in patients with dominant hereditary Alzheimer's disease.

Clarity AD is the pivotal and confirmatory Phase 3 study. It is based on the placebo-controlled Phase 2b study with lecanemab in 856 patients with early Alzheimer's disease which demonstrated dose dependent, clinically meaningful, and statistically significant effects of lecanemab on several clinical endpoints and on biomarkers and showed good tolerability. An open-label Phase 2b extension study, in which all participants receive the highest dose of lecanemab (10 mg / kg), is ongoing. The data reported so far from the extension study support and confirm the results seen in the Phase 2b study.

Clarity AD is a global placebo-controlled, double-blind, randomized, parallel-group study of lecanemab in 1,795 patients with early Alzheimer's disease i.e., mild cognitive impairment (MCI) due to Alzheimer's disease or mild Alzheimer's disease. According to Eisai, topline data from the study will be presented during the fall 2022, whereafter applications for full marketing approval will be filed across geographies. The participants in the Clarity AD study can, after 18 months of treatment, continue in an ongoing open-label extension study, without placebo control, where all eligible participants receive treatment with lecanemab.

During the autumn 2021 Eisai conducted a Phase 1 study with the subcutaneous administration of lecanemab and it is now evaluated in the Clarity AD open-label extension study.

Lecanemab was selected by the Alzheimer's Clinical Trials Consortium (ACTC) and Eisai to be evaluated in a second clinical Phase 3 program which aims to evaluate the effects of lecanemab on preclinical asymptomatic Alzheimer's disease (AHEAD 3-45). The program, that was started 2020, include individuals that are at a very early stages of Alzheimer's disease with a high risk of developing the disease. The program consists of two clinical sub-studies: A3 and A45. After a joint screening process, the participants are included in one of the randomized, double-blind and placebo-controlled sub-studies based on amyloid levels in the brains of the specific individuals. AHEAD 3-45 is a global program that is expected to include approximately 1,400 individuals.

DIAN-TU has chosen to include lecanemab as the backbone anti-amyloid treatment in its NextGen-study in combination with potential tau treatments in patients with dominant hereditary Alzheimer's disease. The aim of the study is to assess the safety and tolerability of certain drug candidates as well as their effect on biomarkers and cognition in patients with hereditary Alzheimer's disease.

In June 2021 lecanemab was granted Breakthrough Therapy designation, an FDA program intended to facilitate and accelerate the development and review of drugs for serious or life-threatening conditions. This status includes more intensive guidance from the FDA on an efficient development program and eligibility for rolling review and review of the application for marketing approval, and potentially a priority review of the final application. In September 2021, Eisai announced that the company had initiated a rolling Biologics License Application (BLA) to the FDA for approval of lecanemab in early Alzheimer's disease under the accelerated approval pathway.

In December 2021, lecanemab was granted Fast Track designation by the FDA, which supports expedited development of treatments for serious illnesses with significant medical need. At the same time, it was announced that the second out of the three parts of the rolling submission for lecanemab under the accelerated approval pathway had been submitted to the FDA. The application is based primarily on clinical, biomarker and safety data from the Phase 2b study of lecanemab in individuals with early Alzheimer's disease and confirmed A β pathology. Data from the open-label Phase 2b extension study and blinded safety data from Clarity AD is also included to support the application for marketing approval. The

third and final part of the application was submitted during the second quarter of 2022. In July, the FDA concluded that the submission was complete and that a Priority Review procedure will be used with a decision at the latest on January 6, 2023, (PDUFA-date - Prescription Drug User Fee Act).

Back-up candidate to lecanemab (collaboration with Eisai)

The antibody is a refined version of lecanemab for the treatment of Alzheimer's disease. The antibody was developed in collaboration with Eisai, which resulted in a new license agreement in 2015. The project is driven and financed by Eisai and is in the preclinical phase.

Projects AD1801, AD1503 and AD2603 (owned by BioArctic)

BioArctic has three additional antibody projects against Alzheimer's disease in its project portfolio, all of which are in the research phase. These antibodies have different targets, and each have the potential to become a disease-modifying treatment for Alzheimer's disease. All of them are being developed to treat early Alzheimer's disease. AD1801 is an antibody project where the mechanism of action is linked to ApoE, which is the most common genetic risk factor for Alzheimer's disease. AD1503 is an antibody project against a shorter (truncated) form of amyloid beta, which has a pronounced ability to aggregate and create toxic forms that could cause Alzheimer's disease.

Drug projects AD-BT2802 and AD-BT2803 (blood-brain barrier technology owned by BioArctic)

BioArctic has two antibody projects against Alzheimer's disease that are being combined with the blood-brain barrier technology — Brain Transporter, or BT — to facilitate uptake of antibodies in the brain.

PARKINSON'S DISEASE

In the Parkinson's disease treatment area, BioArctic has been collaborating with AbbVie since 2016 who acquired the license to develop and commercialize BioArctic's portfolio of antibodies against alpha-synuclein for Parkinson's disease and other potential indications.

Drug candidate BAN0805 (previously ABBV-0805) and drug projects PD1601 and PD1602 (collaboration with AbbVie under termination)

BAN0805 is a monoclonal antibody that selectively binds to and eliminates oligomers and protofibrils of alpha-synuclein. The goal is to develop a disease modifying treatment that stops or slows down disease progression. The project is based on research from Uppsala University.

At the International Congress of Parkinson's Disease and Movement Disorders® (MDS) in September 2021, BioArctic presented preclinical results and AbbVie presented results from the Phase 1 study that support continued development of the antibody in a Phase 2 study with dosing once a month. In November 2021, *Neurobiology of Disease* published an article from BioArctic that describes new preclinical data for the anti-alpha synuclein antibody BAN0805. The article contains data demonstrating the antibody's ability to selectively bind harmful

soluble alpha-synuclein aggregates. The PD1601 and PD1602 antibody projects are also targeted against alpha-synuclein for treatment of Parkinson's disease. The objective of the project portfolio is to develop disease-modifying treatments for Parkinson's disease, Lewy body dementia and multiple system atrophy.

On April 20, 2022, AbbVie informed BioArctic that it had taken a strategic business decision to terminate the collaboration regarding BioArctic's alpha-synuclein project portfolio. BioArctic is working actively with AbbVie to bring back the projects with the ambition to pursue the projects with a new partner.

In May 2022, an additional drug substance patent for BAN0805 was granted in the US, which is valid until 2041, with a possible extension until 2046.

OTHER CNS DISORDERS

BioArctic aims to improve the treatment of a number of central nervous system disorders. The company is evaluating the possibility of developing its existing as well as new antibodies against other diseases in the central nervous system.

Drug candidate lecanemab (indications other than Alzheimer's disease, owned by BioArctic)

Lecanemab can potentially also be used for other indications which in that case would be owned by BioArctic. The antibody is in the preclinical phase as a potential treatment of cognitive disorders in conjunction with Down's syndrome and traumatic brain injury. BioArctic has presented findings supporting that lecanemab also could be developed into a disease modifying treatment benefiting individuals with Down's syndrome with dementia.

Project ND3014 and ND-BT3814 (owned by BioArctic)

The drug projects ND3014 and ND-BT3814 are focused on developing antibody drugs against TDP-43, a protein that is believed to play a key role in the development of the rare neurodegenerative disease ALS. The ND-BT3814 project is linked to BioArctic's blood-brain barrier technology. The projects are in research phase.

BLOOD-BRAIN BARRIER TECHNOLOGY (BRAIN TRANSPORTER) (owned by BioArctic)

The blood-brain barrier controls the passage of substances between the blood and the brain. It protects the brain from harmful substances, but at the same time it can make the delivery of therapeutic agents to the brain more difficult. BioArctic is now developing the second generation of this technology, which has already demonstrated a profound increase in antibodies and improved exposure in the brain. The technology is now being used in three earlier projects, two against Alzheimer's disease, AD-BT2802, AD-BT2803 and one in ALS ND-BT3814. The technology has shown highly encouraging results and has significant potential for many different treatments for various diseases of the brain. Together with Uppsala University, BioArctic received grants from Sweden's Innovation Agency, Vinnova, for continued research in the blood-brain barrier project.

Comments to the financial development

REVENUES AND RESULT

Revenues consist of milestone payments, payments from research agreements and research grants. Because of the nature of the business operations, there may be large fluctuations in revenues for different periods, as revenues from milestone payments are recognized at the point in time when performance obligations are fulfilled.

Net revenues in the second quarter amounted to MSEK 4.2 (7.3). Net revenues for the half-year period amounted to 8.0 MSEK (14.5). The decrease in the quarter is mainly explained by the fact that the scope of the current research collaboration agreement with Eisai is smaller than before.

Other operating income relates to research grants and operating exchange rate gains. Other operating income amounted to MSEK 0.3 (0.5) in the second quarter and for the half-year period January-June to MSEK 0.9 (2.2).

Total operating expenses for the second quarter amounted to MSEK -50.3 (-41.7) and for the half-year period January-June to MSEK -98.7 (-79.7). Project expenses for projects fully owned by BioArctic increased due to the expanded project portfolio. The expenses for personnel for the second quarter and for the half-year period increased mainly as a result of an increase in the number of employees. Other external costs increased during the quarter and for the half-year period. Other operating expenses mainly consist of realized operating exchange rate losses.

Since BioArctic's own projects are in an early research phase they did not meet all the conditions for R&D costs to be capitalized and thus, all such costs have been charged to the income statement. The external projects are owned by our partners and BioArctic has no costs for the clinical programs.

Operating profit before financial items (EBIT) amounted to MSEK -45.7 (-33.8) for the second quarter and to MSEK -89.8 (-63.0) for the half-year. The decrease in operating profit was primarily attributable to lower revenue from the research collaboration with Eisai and increased external costs and costs of personnel.

Net financial items totaled MSEK -0.1 (-0.4) for the second quarter and to MSEK -0.3 (-0.3) for the half-year period. Financial income consists of financial exchange rate gains and financial expenses consists of negative interest on cash and cash equivalents and interest on leasing liabilities.

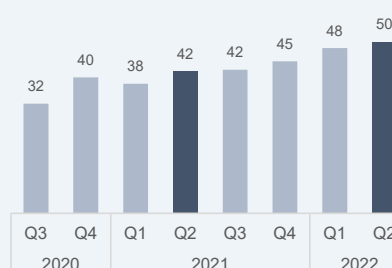
Profit (loss) amounted to MSEK -45.8 (-34.2) for the second quarter and to MSEK -90.1 (-63.3) for the half-year period.

Earnings per share before and after dilution amounted to SEK -0.52 (-0.39) for the second quarter and to SEK -1.02 (-0.72) for the half-year period.

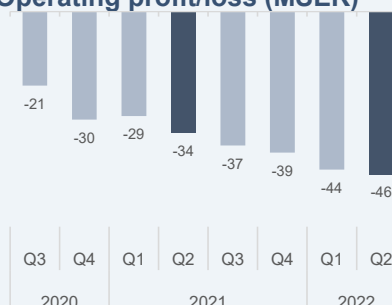
Net revenues (MSEK)



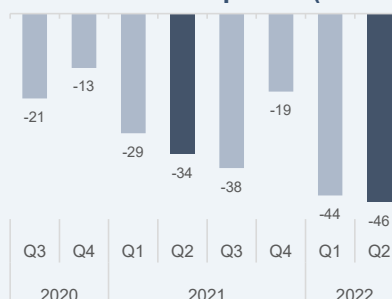
Operating expenses (MSEK)



Operating profit/loss (MSEK)



Profit/loss for the period (MSEK)



LIQUIDITY AND FINANCIAL POSITION

Equity amounted to MSEK 700.0 as of June 30, 2022 compared with MSEK 788.7 as of December 31, 2021. This corresponds to equity per outstanding share of SEK 7.95 (9.59). The equity/asset ratio was 88.1 percent as of June 30, 2022 compared with 87.9 percent as of December 31, 2021. Compared with the second quarter last year, the equity/asset ratio increased from 86.7 percent to 88.1 percent.

The Group's cash and cash equivalents consist of bank balances that at the end of the quarter amounted to MSEK 751.8 compared with MSEK 848.4 as of December 31, 2021. There were no loans as of June 30, 2022 and no loans have been taken since this date. The Group has no other credit facility or loan commitments.

In order to neutralize foreign exchange rate exposure some liquid funds are held in foreign currency. This has reporting effects in connection with the recalculation of currency to the current rate. These effects are recognized in the operating profit and in financial income and expenses.

CASH FLOW AND INVESTMENTS

Cash flow from operating activities for the second quarter amounted to MSEK -45.6 (-28.9) and to MSEK -85.4 (-66.4) for the half-year period.

For the second quarter cash flow from investing activities amounted to MSEK -1.7 (0.0). For the half-year period cash flow from investing activities amounted to MSEK -7.7 (-1.0). The investments were mainly related to laboratory equipment. Cash flow from financing activities amounted to MSEK -2.1 (-1.7) for the second quarter and to MSEK -4.1 (-3.5) for January – June and relates to the amortization of leasing liabilities.

PARENT COMPANY

All of the Group's business operations are conducted in the Parent Company.

EVENTS

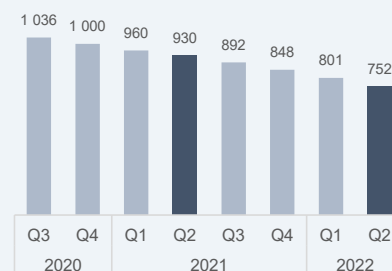
THE FIRST QUARTER 2022

- Eisai initiated submission of lecanemab data in Japan under the prior assessment consultation system, with the objective of obtaining fast regulatory marketing approval.

THE SECOND QUARTER 2022

- Eisai completed the rolling submission for lecanemab for treatment of early Alzheimer's disease to the US Food and Drug Administration (FDA) under the accelerated approval pathway.
- An additional drug substance patent for BAN0805 (previously ABBV-0805) was granted in the US, which is valid until 2041, with possible extension until 2046.
- An article in Neurology and Therapy based on disease modeling indicates that lecanemab could delay the progression to Alzheimer's dementia by several years.
- AbbVie took a strategic business decision to terminate its collaboration with BioArctic regarding its alpha-synuclein projects in Parkinson's disease. BioArctic is now working with AbbVie to bring back the projects with the intention of finding a new partner.

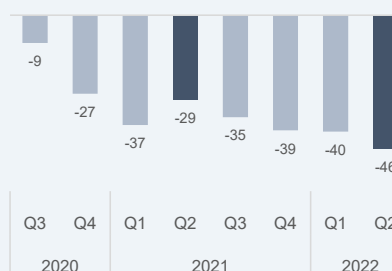
Cash and cash equivalents (MSEK)



Financial position (MSEK)

	30 Jun 2022	31 dec 2021
Non-current lease liabilities	3.4	7.8
Current lease liabilities	8.8	8.1
Cash and cash equivalents	751.8	848.4
Net cash position	739.6	832.5

Cash flow from operating activities (MSEK)



Cash position
(MSEK)

752

Other information

EVENTS AFTER THE REPORTING PERIOD

- The FDA accepted the Biologics License Application (BLA) and granted priority review of lecanemab for treatment of early Alzheimer's disease under the accelerated approval pathway

PATENTS

Patents are crucial to the company's future commercial opportunities. BioArctic has therefore an active patent strategy covering all major pharmaceutical markets including the US, EU, Japan and China. At the end of June 2022, BioArctic's patent portfolio consisted of 13 patent families with more than 240 granted patents and approximately 60 ongoing patent applications.

PARTNERSHIPS, COLLABORATIONS AND MAJOR AGREEMENTS

Collaborations and license agreements with leading pharma and biopharma companies are an important part of BioArctic's strategy. In addition to financial compensation, BioArctic benefits from the expertise the company's partners contribute in drug development, manufacturing and commercialization. BioArctic has entered into a number of such agreements with the Japanese global pharma company Eisai and the American global biopharma company AbbVie. These strategic partnerships with leading global companies confirm that BioArctic's research is of very high quality. In the future BioArctic may enter into additional agreements that can contribute further funding and research and development competence for BioArctic's product candidates in preclinical and clinical phase, manufacturing and marketing competence, geographic coverage and other resources.

BioArctic has been collaborating with Eisai in the field of Alzheimer's disease since 2005. The company has signed research and licensing agreements concerning the lecanemab and BAN2401 back-up antibodies. The total value of these agreements may amount to MEUR 222 in addition to royalties. As of 30 June 2022, up to 151 MEUR in milestone payments remains from Eisai, including the 15 MEUR linked to the regulatory submission in the US.

BioArctic has been collaborating with AbbVie in the field of Parkinson's disease since 2016, when a research agreement was signed that included products such as the antibody BAN0805. At the end of 2018, AbbVie exercised its option to license BioArctic's alpha-synuclein antibody portfolio for Parkinson's disease and other potential indications. BioArctic has had primary responsibility for the preclinical development work and AbbVie has been responsible for the clinical development. Over the course of the contract, BioArctic received MUS\$ 130. In light of the collaboration being terminated, no further milestone payments or royalties will be paid to BioArctic from AbbVie. BioArctic will now, in accordance with the license agreement, take back the projects and evaluate the best way forward.

Collaborating with universities is also of great importance to BioArctic. The company has ongoing collaborations with academic research groups at a number of universities.

RISKS AND UNCERTAINTY FACTORS

The management makes assumptions, judgments and estimates that affect the content of the financial statements. Actual results may differ from these assumptions and estimates, as is also stated in the accounting principles. The objective of the Group's risk management is to identify, mitigate, measure, control and limit business risks. Significant risks are the same for the Parent Company and the Group.

BioArctic's operational and external risks mainly consist of risks related to research and development, clinical trials and dependence on key employees.

A detailed description of exposure and risk management is presented in the Annual Report 2021 on pages 56-59.

Russia's invasion of Ukraine is a tragedy, above all for the people in the war zone or who have been forced to flee. There is a great deal of uncertainty regarding how the situation will develop and how it will impact the global economy over both the short and long term. BioArctic is closely following the course of events in the world around us and is presently of the opinion that the invasion does not have any direct impact on the company's operations.

FLUCTUATIONS IN REVENUE GENERATION

Currently, BioArctic does not have any drugs on the market. BioArctic is developing a number of drug candidates for chronic neurodegenerative diseases in partnership with global pharma companies. The company also conducts research for wholly owned projects including new potential antibody treatments as well as a blood-brain barrier technology platform. The company signs research and licensing agreements with partners and then receives remuneration for research as well as milestone payments and royalties, which the company uses to finance current and new projects. Milestone payments are normally received when the project reaches predetermined development targets – the start of clinical trials, for example – or when clinical trials move from one phase to a later phase. Milestone payments may also be paid upon submissions of applications to regulatory authorities, approvals and sales milestones. Thus, these payments arise unevenly over time.

FUTURE PROSPECTS

The company enjoys a strong financial position and has a business model in which its revenue and earnings are currently primarily based on non-recurring revenue from research and licensing agreements the company signed. The company's liquidity facilitates continued development of the projects covered by strategic partnership agreements as well as financing of the company's own projects in early phase and therefore are less costly. BioArctic's focus areas comprise unique drug candidates and an innovative blood-brain barrier

technology, areas with high unmet medical need. All projects are focused on disorders of the central nervous system and have great market potential. BioArctic's ambition is to generate the medicines of the future for patients with central nervous system disorders.

EXPECTED DEVELOPMENT OF OPERATING EXPENSES

Operating expenses are expected to be in the range of MSEK 220 – 260 for the fiscal year January – December 2022. During 2021 operating expenses were MSEK 166. During the last three years the average annual level of the operating expenses has been approximately MSEK 170. The build-up of the commercial organization prior to the potential launch of lecanemab, and costs for the expanded in-house project portfolio, explain the expected higher level of costs for 2022.

EMPLOYEES

At the end of the second quarter, the number of employees was 56 (47) of which 22 (18) are men and 34 (29) women. Around 80 percent work in R&D and around 70 percent are PhDs.

A cost-efficient organization at BioArctic is achieved by hiring consultants for specific assignments and tasks in competence areas that the company lacks or only has need for periodically. As of June 30, 2022, these corresponded to 12 (11) full-time positions.

THE SHARE AND SHAREHOLDINGS

The share capital in BioArctic amounts to SEK 1,761,200 divided by 88,059,985 shares which is split between 14,399,996 A-shares and 73,659,989 B-shares. The quotient value for both A- and B-shares is SEK 0.02. The A-share has 10 votes per share and the B-share has 1 vote per share.

LARGEST SHAREHOLDERS AS OF JUNE 30, 2022¹

	Number		Share of (%)	
	A-shares	B-shares	capital, %	votes, %
Demban AB (Lars Lannfelt)	8,639,998	22,628,052	35.5	50.1
Ackelsta AB (Pär Gellerfors)	5,759,998	15,086,301	23.7	33.4
Fourth Swedish National Pension Fund	-	4,300,000	4.9	2.0
Swedbank Robur Funds	-	3,980,307	4.5	1.8
Third Swedish National Pension Fund	-	3,244,097	3.7	1.5
Unionen	-	2,391,835	2.7	1.1
Investment AB Öresund	-	1,330,000	1.5	0.6
Hans Edvin Öhman	-	1,149,430	1.3	0.5
OM Holding AS	-	985,955	1.1	0.5
Handelsbanken Funds	-	879,907	1.0	0.4
Tot. 10 largest shareholders	14,399,996	55,975,884	79.9	91.9
Other	-	17,684,105	20.1	8.1
Total	14,399,996	73,659,989	100.0	100.0

1) Source: Monitor by Modular Finance AB. Compiled and processed data from various sources, including Euroclear, Morningstar and Swedish Financial Supervisory Authority (Finansinspektionen).

ANNUAL GENERAL MEETING 2022

BioArctic's Annual General Meeting was held on May 5 and was held only by advance voting, so-called postal voting method. The company's chairman, vice deputy chairman and its other board members were re-elected.

LONG-TERM INCENTIVE PROGRAMS

The Annual General Meeting 2019 approved the Board of Directors' proposal for resolution concerning an employee warrant program for the company's management, researchers and other staff, a directed issue of warrants and the transfer of warrants or shares in the company to the participants in the employee warrant program.

The employee warrant program 2019/2028 include not more than 1,000,000 warrants. To enable the company's delivery of shares under the employee warrant program 2019/2028, the Annual General Meeting approved a directed issue of a maximum of 1,000,000 warrants.

The dilutive effect of the employee warrant program 2019/2028 is estimated to be a maximum of 1.1 percent of the share capital and 0.5 percent of the votes in the company (calculated on the number of existing shares in the company), assuming full exercise of all employee warrants. The employee warrants can be exercised three years after allocation at the earliest. As of the end of the period, 765,000 employee warrants were allocated, of which 170,000 were allocated during the first quarter 2022 and 20,000 during the second quarter 2022. The allocation of employee warrants had a dilutive effect corresponding to 495,000 shares, or 0.6 percent, at the end of the period. However, these options are not included in the calculation of earnings per share after dilution since the company is reporting negative earnings. More information is available on www.bioarctic.com

This information is information that BioArctic AB (publ) is obligated to make public pursuant to the Swedish Securities Market Act (Swe. VpmL). The information was submitted for publication, through the agency of the named contact persons, at 8:00 a.m. CET on July 12, 2022.

This interim report has not been subject to review by BioArctic's auditors.

Stockholm, Sweden, July 12, 2022

Wenche Rolfsen Chairman	Ivar Verner Deputy Chairman	Håkan Englund Board member
Pär Gellerfors Board member	Lars Lannfelt Board member	Lotta Ljungqvist Board member
Mikael Smedeby Board member	Eugen Steiner Board member	Gunilla Osswald CEO

INVITATION TO PRESENTATION OF THE REPORT FOR APRIL – JUNE 2022

BioArctic invites investors, analysts, and media to an audiocast with teleconference (in English) today, July 12, at 9:30–10:30 a.m. CET. CEO Gunilla Osswald and CFO Jan Mattsson will present BioArctic, comment on the interim report and answer questions.

Webcast: <https://tv.streamfabriken.com/bioarctic-q2-2022>

To participate in the conference, please call:
+46 8 505 583 56 (Sweden), pin code: 4533870
+44 333 300 08 04 (UK), pin code: 4533870
or +1 631 913 1422 (USA), pin code: 4533870

CALENDAR 2022

Interim report Jan-Sep 2022	October 20, 2022, at 8:00 a.m. CET
Full Year Report Jan-Dec 2022	February 3, 2023, at 08:00 a.m. CET

FOR FURTHER INFORMATION, PLEASE CONTACT

Gunilla Osswald, CEO, gunilla.osswald@bioarctic.se, phone +46 8 695 69 30
Jan Mattsson, CFO, jan.mattsson@bioarctic.se, phone +46 70 352 27 72
Oskar Bosson, VP Communications & Investor Relations, oskar.bosson@bioarctic.se, phone +46 70 410 71 80

BioArctic AB (publ)

Swedish Corporate Identity Number 556601-2679
Warfvings väg 35, SE-112 51, Stockholm, Sweden
Telephone +46 (0)8 695 69 30
www.bioarctic.com

This report has been prepared in a Swedish original version and translated into English. In the event of any inconsistency between the two versions, the Swedish language version applies



Financial statements, Group

CONSOLIDATED INCOME STATEMENT

kSEK	Q2		Jan-Jun		Jan-Dec
	2022	2021	2022	2021	2021
Net revenues (note 4)	4,240	7,312	7,976	14,489	23,146
Other operating income	274	549	937	2,236	3,542
Operating revenues	4,513	7,861	8,913	16,724	26,688
Operating expenses					
Project related expenses	-14,370	-13,355	-29,297	-24,654	-55,067
Other external expenses	-8,437	-6,642	-15,889	-12,650	-24,851
Personnel expenses	-23,181	-18,261	-45,350	-35,525	-72,499
Depreciations of tangible assets	-3,658	-3,261	-7,132	-6,536	-13,108
Other operating expenses	-615	-154	-1,063	-315	-886
Operating expenses	-50,260	-41,673	-98,731	-79,680	-166,411
Operating profit/loss	-45,747	-33,812	-89,818	-62,956	-139,723
Financial income	101	-152	189	117	194
Financial expenses	-189	-234	-462	-465	-984
Profit/loss before tax	-45,835	-34,198	-90,091	-63,304	-140,512
Tax	-2	21	-2	41	20,722
Profit/loss for the period	-45,837	-34,177	-90,092	-63,263	-119,789
Earnings per share					
Earnings per share before dilution, SEK	-0.52	-0.39	-1.02	-0.72	-1.36
Earnings per share after dilution, SEK	-0.52	-0.39	-1.02	-0.72	-1.36

CONSOLIDATED STATEMENT OF COMPREHENSIVE INCOME

kSEK	Q2		Jan-Jun		Jan-Dec
	2022	2021	2022	2021	2021
Profit/loss for the period	-45,837	-34,177	-90,092	-63,263	-119,789
Other comprehensive income	-	-	-	-	-
Comprehensive income for the period	-45,837	-34,177	-90,092	-63,263	-119,789

CONSOLIDATED BALANCE SHEET

kSEK	30 Jun 2022	30 Jun 2021	31 dec 2021
Assets			
Tangible fixed assets	21,445	16,276	16,963
Right-to-use assets	13,311	20,079	16,785
Deferred tax assets	606	592	608
Other financial assets	1,595	1,579	1,588
Current assets excluding cash and cash equivalents	5,879	5,393	13,380
Cash and cash equivalents	751,750	929,570	848,405
Total assets	794,585	973,489	897,730
Equity and liabilities			
Equity	699,951	844,324	788,676
Deferred tax liabilities	-	20,666	-
Non-current lease liabilities	3,440	11,347	7,785
Current lease liabilities	8,760	7,890	8,092
Other current liabilities	7,215	10,266	15,737
Accrued expenses and deferred income	75,219	78,996	77,438
Equity and liabilities	794,585	973,489	897,730

CONSOLIDATED STATEMENT OF CHANGE IN EQUITY (CONDENSED) ¹

kSEK	30 Jun 2022	30 Jun 2021	31 dec 2021
Opening balance at 1 January	788,676	907,299	907,299
Correction of opening balance	-	-402	-402
Comprehensive income for the period	-90,092	-63,263	-119,789
Share-based payments	1,367	690	1,567
Paid dividend	-	-	-
Closing balance	699,951	844,325	788,676

CONSOLIDATED STATEMENT OF CASH FLOW (CONDENSED)

kSEK	Q2		Jan-Jun		Jan-Dec
	2022	2021	2022	2021	2021
Operating profit	-45,747	-33,812	-89,818	-62,956	-139,723
Adjustment for non-cash items	2,017	1,446	4,222	1,957	5,230
Interest received/paid	-365	-386	-462	-347	-597
Income tax paid	-439	525	1,217	541	-309
Cash flow from operating activities before changes in working capital	-44,533	-32,227	-84,840	-60,806	-135,398
Change in working capital	-1,101	3,296	-510	-5,625	-5,059
Cash flow from operating activities after changes in working capital	-45,634	-28,931	-85,350	-66,431	-140,457
Cash flow from investing activities	-1,665	-45	-7,685	-994	-4,412
Cash flow from financing activities	-2,073	-1,723	-4,109	-3,536	-7,388
Cash flow for the period	-49,372	-30,699	-97,145	-70,960	-152,257
Cash and cash equivalents at beginning of period	800,846	960,466	848,405	999,940	999,940
Exchange rate differences in cash and cash equivalents	276	-197	489	591	723
Cash and cash equivalents at end of period	751,750	929,570	751,750	929,570	848,405

1) A minor error was discovered during the transition to a new system for translation in accordance with IFRS 16, which affects the opening balance for equity 2021 by MSEK 0.4, corresponding to 0.05%.

CONSOLIDATED QUARTERLY DATA

MSEK	2022 Q2	2022 Q1	2021 Q4	2021 Q3	2021 Q2	2021 Q1	2020 Q4	2020 Q3
Income statement								
Net revenues	4	4	5	4	7	7	8	11
Other operating income	0	1	1	1	1	2	1	1
Operating expenses	-50	-48	-45	-42	-42	-38	-40	-32
Operating profit/loss	-46	-44	-39	-37	-34	-29	-30	-21
Operating margin, %	neg	neg	neg	neg	neg	neg	neg	neg
Profit/loss for the period	-46	-44	-19	-38	-34	-29	-13	-21
Balance sheet								
Fixed assets	37	39	36	37	39	40	42	36
Current assets	6	7	13	6	5	5	8	4
Cash and cash equivalents	752	801	848	892	930	960	1,000	1,036
Equity	700	745	789	807	844	879	907	920
Deferred tax liabilities	-	-	-	21	21	21	21	39
Lease liabilities	12	14	16	18	19	19	21	22
Current liabilities	82	88	93	90	89	87	102	95
Cash flow								
From operating activities	-46	-40	-39	-35	-29	-37	-27	-9
From investing activities	-2	-6	-2	-2	-0	-1	-7	-3
From financing activities	-2	-2	-2	-2	-2	-2	-1	-1
Cash flow for the period	-49	-48	-43	-38	-31	-40	-35	-14
Key ratios								
Equity/asset ratio, %	88.1	88.0	87.9	86.3	86.7	87.3	86.4	85.5
Return on equity, %	-6.3	-5.8	-2.4	-4.5	-4.0	-3.3	-1.4	-2.2
Data per share								
Earnings per share before dilution, SEK	-0.52	-0.50	-0.22	-0.43	-0.39	-0.33	-0.15	-0.23
Earnings per share after dilution, SEK	-0.52	-0.50	-0.22	-0.43	-0.39	-0.33	-0.15	-0.23
Equity per share, SEK	7.95	8.46	8.96	9.17	9.59	9.98	10.30	10.45
Cash flow operating activities per share, SEK	-0.52	-0.45	-0.45	-0.39	-0.33	-0.43	-0.30	-0.11
Share price at the end of the period, SEK	77.45	103.20	119.20	162.60	137.80	91.00	95.40	88.95
Number of shares outstanding at the end of the period, thousands	88,060	88,060	88,060	88,060	88,060	88,060	88,060	88,060
Average number of shares outstanding before dilution, thousands	88,060	88,060	88,060	88,060	88,060	88,060	88,060	88,060
Average number of shares outstanding after dilution, thousands	88,577	88,605	88,610	88,585	88,560	88,560	88,332	88,105

Financial statements, Parent company

PARENT COMPANY INCOME STATEMENT

kSEK	Q2		Jan-Jun		Jan-Dec
	2022	2021	2022	2021	2021
Net revenues	4,240	7,312	7,976	14,489	23,146
Other operating income	274	549	937	2,236	3,542
Operating revenues	4,513	7,861	8,913	16,724	26,688
Operating expenses					
Project related expenses	-14,370	-13,356	-29,297	-24,655	-55,067
Other external expenses	-10,637	-8,730	-20,252	-16,794	-33,224
Personnel expenses	-23,181	-18,261	-45,350	-35,525	-72,499
Depreciations of tangible assets	-1,685	-1,421	-3,226	-2,820	-5,604
Other operating expenses	-615	-154	-1,063	-315	-885
Operating expenses	-50,488	-41,922	-99,188	-80,109	-167,279
Operating profit/loss	-45,975	-34,061	-90,275	-63,384	-140,591
Financial income	101	-152	189	117	194
Financial expenses	-41	-1	-146	-15	-145
Profit/loss after financial items	-45,915	-34,214	-90,232	-63,282	-140,542
Change in tax allocation reserves	-	-	-	-	94,809
Profit/loss before tax	-45,915	-34,214	-90,232	-63,282	-45,733
Tax	15	24	28	36	63
Profit/loss for the period	-45,900	-34,190	-90,204	-63,246	-45,670

There are no items recognized as other comprehensive income in the Parent Company. Accordingly, total comprehensive income matches profit for the year.

PARENT COMPANY BALANCE SHEET (CONDENSED)

kSEK	30 Jun 2022	30 Jun 2021	31 dec 2021
Assets			
Tangible fixed assets	21,445	16,276	16,963
Deferred tax assets	416	361	388
Other financial assets	1,645	1,629	1,638
Current assets excluding cash and cash equivalents	7,913	7,352	15,353
Cash and cash equivalents	751,705	929,523	848,359
Total assets	783,123	955,141	882,702
Equity and liabilities			
Equity	700,689	771,071	789,526
Tax allocation reserve	-	94,809	-
Other current liabilities	7,215	10,266	15,737
Accrued expenses and deferred income	75,219	78,995	77,438
Equity and liabilities	783,123	955,141	882,702

Notes

NOTE 1 GENERAL INFORMATION

This interim report for the period January – June 2022 covers the Swedish Parent Company BioArctic AB (publ), Swedish Corporate Identity Number 556601-2679, and the fully owned subsidiary LPB Sweden AB, Swedish Corporate Identity Number 559035-9112. All the Group's business operations are conducted in the Parent Company. BioArctic is a Swedish limited liability company registered in and with its registered office in Stockholm. The head office is located at Warfvinges väg 35, SE-112 51, Stockholm, Sweden.

NOTE 2 ACCOUNTING PRINCIPLES

The consolidated financial statements for BioArctic AB (publ) have been prepared in accordance with IFRS (International Financial Reporting Standards) as adopted by the EU, the Annual Accounts Act and the Swedish Financial Reporting Board's RFR 1 Supplementary Accounting Rules for Groups. The Parent Company's financial statements are presented in accordance with the Swedish Annual Accounts Act and RFR 2 Accounting for Legal Entities.

The interim report for the period January – June 2022 is presented in accordance with IAS 34 Interim Financial Reporting and the Swedish Annual Accounts Act. Disclosures in accordance with IAS 34 are presented both in notes and

elsewhere in interim report. The accounting principles and calculation methods applied are in accordance with those described in the Annual Report 2021. New and amended IFRS standards and interpretations applied from 2022 have not had a material impact on the financial statements.

The guidelines of the European Securities and Markets Authority (ESMA) on alternative performance measures have been applied. This involves disclosure requirements for financial measures that are not defined by IFRS. For performance measures not defined by IFRS, see the Calculations of key figures section.

NOTE 3 SEGMENT INFORMATION

An operating segment is a part of the Group that conducts operations from which it can generate income and incur costs and for which independent financial information is available. The highest executive decision-maker in the Group follows up the operations on aggregated level, which means that the operations constitute one and the same segment and thus no separate segment information is presented. The Board of Directors is identified as the highest executive decision maker in the Group.

NOTE 4 NET REVENUES

kSEK	Q2		Jan-Jun		Jan-Dec
	2022	2021	2022	2021	2021
Geographic breakdown of net revenues					
Europe	2,299	2,312	3,948	4,677	8,466
Asia	1,941	5,000	4,029	9,812	14,681
Total net revenues	4,240	7,312	7,976	14,489	23,147
Net revenues per revenue type					
Milestone payments, recognized at a given point in time	-	-	-	-	-
Income from research collaborations, recognized over time	4,240	7,312	7,976	14,489	23,147
Total net revenues	4,240	7,312	7,976	14,489	23,147

BioArctic's net revenues essentially consist of income from the research collaborations concerning Parkinson's disease with AbbVie and Alzheimer's disease with Eisai. Under the collaboration agreement with AbbVie, BioArctic received an initial payment of MSEK 701.6, or MUSD 80, during the third quarter 2016. This payment is related to compensation for the preclinical development work that BioArctic will carry out under the agreement. Of the initial payment, MSEK 70.4 was reported as a one-time payment in 2016. The rest of the payment will be accrued based on the costs incurred up until the completion of the project. The project is continuously evaluated with the regard to status and remaining costs. As of June 30, 2022, MSEK 647.1 has been recognized as revenue and the remaining amount to be recognized as a revenue up until the

completion of the project is MSEK 54.5. MSEK 2.3 (2.3) was recognized as revenue in second quarter 2022. For the half-year period MSEK 3.9 (4.7) was recognized.

For strategic reasons, AbbVie decided to end the collaboration with BioArctic during the second quarter of 2022. BioArctic is working with AbbVie to take back the projects with the ambition to pursue the projects with a new partner.

The research collaboration agreement with Eisai refers to the period July 2021 to June 2022, which has been extended until June 2023. The revenue for the research collaboration is recognized over time based on the fulfillment of the performance obligation. In the second quarter MSEK 1.9 (5.0) was recognized as revenue. For the half-year period MSEK 4.0 (9.8) was recognized.

Definition of key ratios

In this financial report BioArctic reports key financial ratios, some of which are not defined by IFRS. The Company's assesses that these key ratios are important additional information, since they enable investors, securities analysts, management of the company and other stakeholders to better analyze and evaluate the company's business and financial trends. These key ratios should not be analyzed separately or replace key ratios that have been calculated in accordance with IFRS. Neither should they be compared to other key

ratios with similar names applied by other companies, as key ratios cannot always be defined in the same way. Other companies may calculate them in a different way than BioArctic.

The key ratios "Net revenues", "Result for the period", "Earnings per share" and "Cash flow from operating activities" are defined according to IFRS.

Key ratios	Definition
Other income	Other income than net revenue
Operating profit	Result before financial items
Operating margin, %	Operating profit divided by net revenues
Cash flow from operating activities per share, SEK	The cash flow from operating activities for the period divided by the weighted number of shares
Equity/asset ratio, %	Adjusted equity divided by total assets
Return on equity, %	Net income divided by equity expressed as a percentage
Equity per share	Adjusted equity divided by the number of shares at the end of the period

Glossary

Accelerated approval

An application process which gives an opportunity for an early approval of a drug candidate, where the company at a later stage is required to present additional data to verify clinical effect in order to receive full marketing approval.

Alfa-synuclein (α -synuclein)

A naturally occurring protein in the body that, in conjunction with Parkinson's disease, misfolds and forms harmful structures in brain cells.

Amyloid beta (A β)

A naturally occurring protein in the brain that, in conjunction with Alzheimer's disease, misfolds into harmful structures in brain cells. Amyloid beta form the plaque around brain cells visible in patients with Alzheimer's disease.

Antibody

A biological molecule originating in the immune system that binds to a target molecule with a high degree of accuracy.

ApoE (Apolipoprotein E)

ApoE transports fats in the blood. ApoE comes in three forms. Individuals expressing the ApoE4 form are at greater risk of developing Alzheimer's disease.

ARIA-E

A form of cerebral edema that occurs in some patients treated with anti-amyloid monoclonal antibodies for Alzheimer's disease.

Binding profile

A binding profile specifies in which way and to which forms of a protein (such as amyloid beta or alpha-synuclein) an antibody binds.

Biomarker

A measurable molecule, the levels of which can indicate a change in the body and enable diagnosis of a patient or measurement of the effect of a drug.

Blood-brain barrier

A structure of tightly bound cells that surround blood vessels in the brain. This barrier regulates the exchange of nutrients and waste and protects against bacteria and viruses.

Breakthrough therapy designation

The breakthrough therapy designation is an FDA program intended to facilitate and accelerate the development and review of drugs for serious or life-threatening conditions.

Central nervous system (CNS)

The part of the body's nervous system comprising the brain and spinal cord.

Clinical studies

Drug trials performed in human subjects.

Disease modifying treatment

A treatment that interferes with the processes of the disease and changes it in a positive way.

Dose dependent

Increased effect at higher dose.

Drug candidate

A drug under development that has not yet gained marketing approval.

Early Alzheimer's disease

Mild cognitive impairment due to Alzheimer's disease and mild Alzheimer's disease.

Fast Track Designation

Fast Track designation is an FDA program intended to facilitate and expedite the development and review of drugs for serious or life-threatening conditions.

FDA

The US Food and Drug Administration.

Licensing

Agreement where a company that has invented a drug gives another company the right to further develop and sell the drug for certain payments.

Milestone payment

Financial remuneration received as part of a project or collaboration agreement once a specified goal has been achieved.

Monomer

An individual molecule with the ability to bind to other similar molecules to form larger structures such as oligomers and protofibrils.

Neurodegenerative disease

A disease that entails a gradual breakdown and degeneration in brain and nervous system function.

Oligomer

Molecules consisting of a number of monomers.

Open-label extension study

Clinical study conducted after a completed randomized and placebo-controlled study in which all patients receive active substance.

Pathology

The study of diseases and how they are diagnosed, through analysis of molecules, cells, tissues and organs.

Phase 1 studies

Studies the safety and tolerability of a drug. Performed in a limited number of healthy human volunteers or patients.

Phase 2 studies

Studies the safety and efficacy of a drug. Performed in a limited number of patients. Later stages of phase 2 studies can be called phase 2b and evaluate the optimal dose of the studied drug.

Phase 3 studies

Confirms the efficacy and safety of a drug. Performed in a large number of patients.

Placebo-controlled

A study design in research which means that some of the patients receive inactive compound to obtain a relevant control group.

Preclinical (asymptomatic) Alzheimer's disease

Normal cognitive function but with intermediate or elevated levels of amyloid in the brain.

Preclinical phase

Stage of development where preclinical studies of drug candidates are conducted to prepare for clinical studies.

Preclinical studies

Studies conducted in model systems in laboratories prior to conducting clinical trials in humans.

Product candidate

A product under development that has not yet gained marketing approval.

Protofibril

A harmful aggregation of amyloid beta formed in the brain, which gives rise to Alzheimer's disease, or a harmful aggregation of alpha-synuclein formed in the brain and gives rise to Parkinson's disease.

Research phase

Early research focused on studying and elucidating the underlying molecular disease mechanisms and generation of potential drug candidates.

Selective binding

The affinity of a molecule for binding to a specific receptor.

Subcutaneous treatment

That the drug is given to the patient through an injection under the skin.

Tolerability

The degree of side effects from a drug that can be tolerated by a patient.

Truncated amyloid beta

Shortened (truncated) forms of the amyloid beta protein.

