



BioArctic AB

Gunilla Osswald, PhD, CEO

Nasdaq Stockholm: BIOA B

Carnegie Healthcare Seminar 2019

Stockholm March 5, 2019

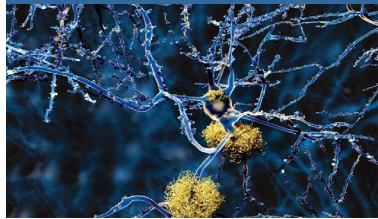
Disclaimer

- This presentation has been prepared and produced by BioArctic AB (publ) (“BioArctic”) solely for the benefit of investment analysis of BioArctic and may not be used for any other purpose. Unless otherwise stated, BioArctic is the source for all data contained in this presentation. Such data is provided as at the date of this presentation and is subject to change without notice.
- This presentation includes forward-looking statements. These forward-looking statements involve known and unknown risks, uncertainties and other factors, which may cause BioArctic’s actual results, performance, achievements or industry results to be materially different from those expressed or implied by these forward-looking statements. Forward-looking statements speak only as of the date of this presentation and BioArctic expressly disclaims any obligation or undertaking to release any update of, or revisions to, any forward-looking statement in this presentation, as a result of any change in BioArctic’s expectations or any change in events, conditions or circumstances on which these forward-looking statements are based.
- This presentation does not constitute or form part of, and should not be construed as, an offer or invitation for the sale of or the subscription of, or a solicitation of any offer to buy or subscribe for, any securities, nor shall it or any part of it or the fact of its distribution form, or be relied on in connection with, any offer, contract, commitment or investment decision relating thereto, nor does it constitute a recommendation regarding the securities of BioArctic.
- The information in this presentation has not been independently verified.
- No regulatory body in Sweden or elsewhere has examined, approved or registered this presentation.

Helping Patients with Disorders in the Central Nervous System by Developing Innovative Treatments

Three key areas with high unmet medical needs – all lacking effective treatments today
Disease modifying treatment in AD and PD – huge and growing markets due to aging populations

Alzheimer's Disease



BAN2401 Phase 2b study in early AD in collaboration with Eisai – first late stage study demonstrating potential disease modifying effect on both cognition and biomarkers with a good tolerability profile
Preparing for Phase 3 confirmatory study

Parkinson's Disease



BAN0805/ABBV-0805 for PD in collaboration with AbbVie
Preparing for Phase 1

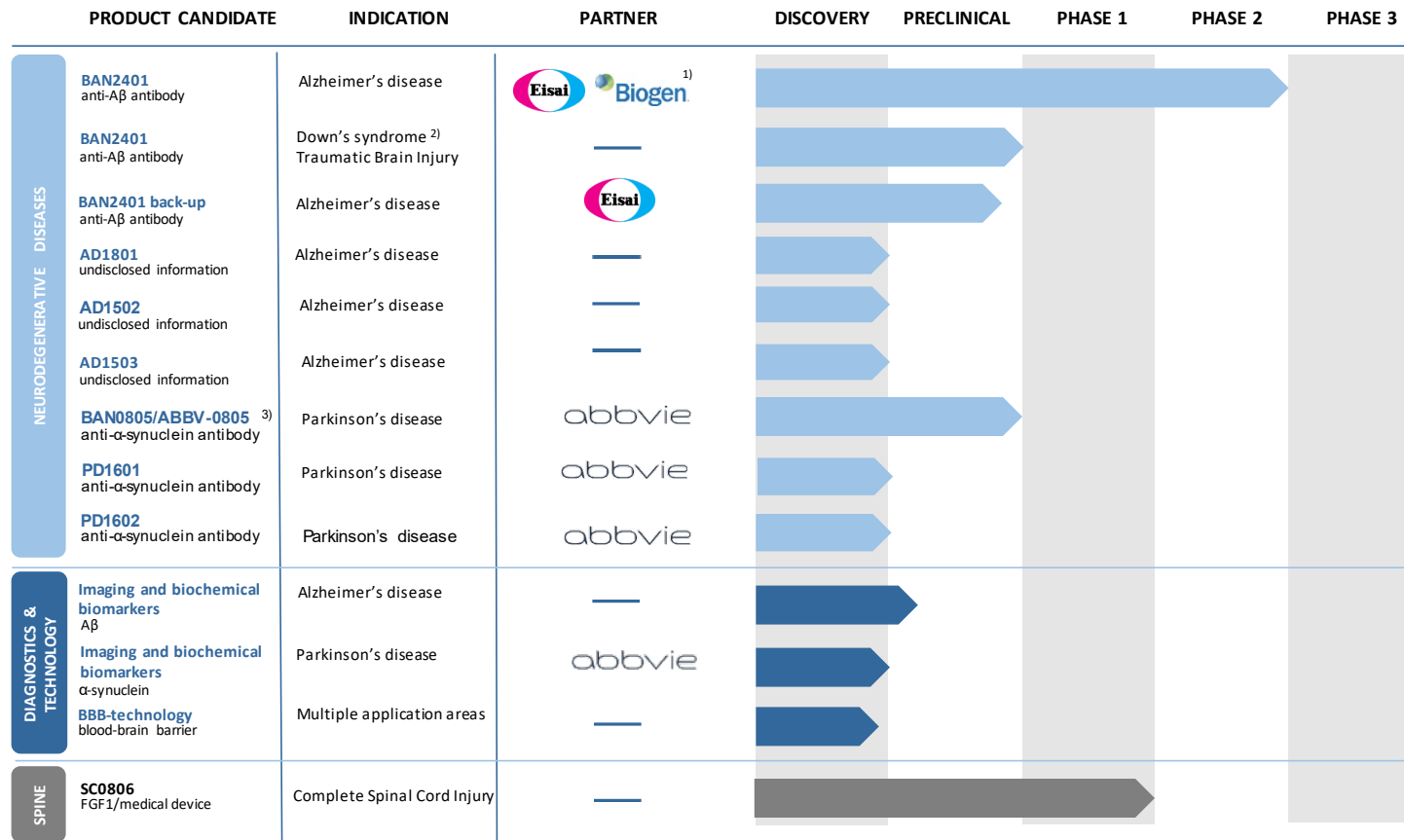
Complete Spinal Cord Injury



SC0806 a unique regenerative treatment for patients with Complete Spinal Cord Injuries in Phase 1/2
Now in Phase 2

Strategic Partnerships and Cutting-Edge Proprietary R&D

per December 31, 2018



¹⁾ Partner with Eisai on BAN2401 for treatment of AD. Since 2014, Eisai partnered with Biogen in AD
²⁾ Dementia and cognitive impairment associated with Down's syndrome and Traumatic Brain Injury

Source: Company data

- ▶ **Attractive combination** of fully financed partner projects and cutting-edge, proprietary R&D pipeline with substantial market and out-licensing potential

Long-standing and Extensive Partnerships

Eisai collaboration and license agreements Alzheimer's Disease



Description of agreements	Milestone/royalty potential
<ul style="list-style-type: none"> Three research collaborations and two licenses for Abeta oligomer/protofibril antibodies BAN2401 and BAN2401 back-up as disease modifying treatments for Alzheimer's disease 	<ul style="list-style-type: none"> Total aggregated value of the research collaborations and license agreements is approx. EUR 218m in signing fee and milestones, plus high single digit royalties Received approx. EUR 47m for the research collaborations, signing fees and milestones

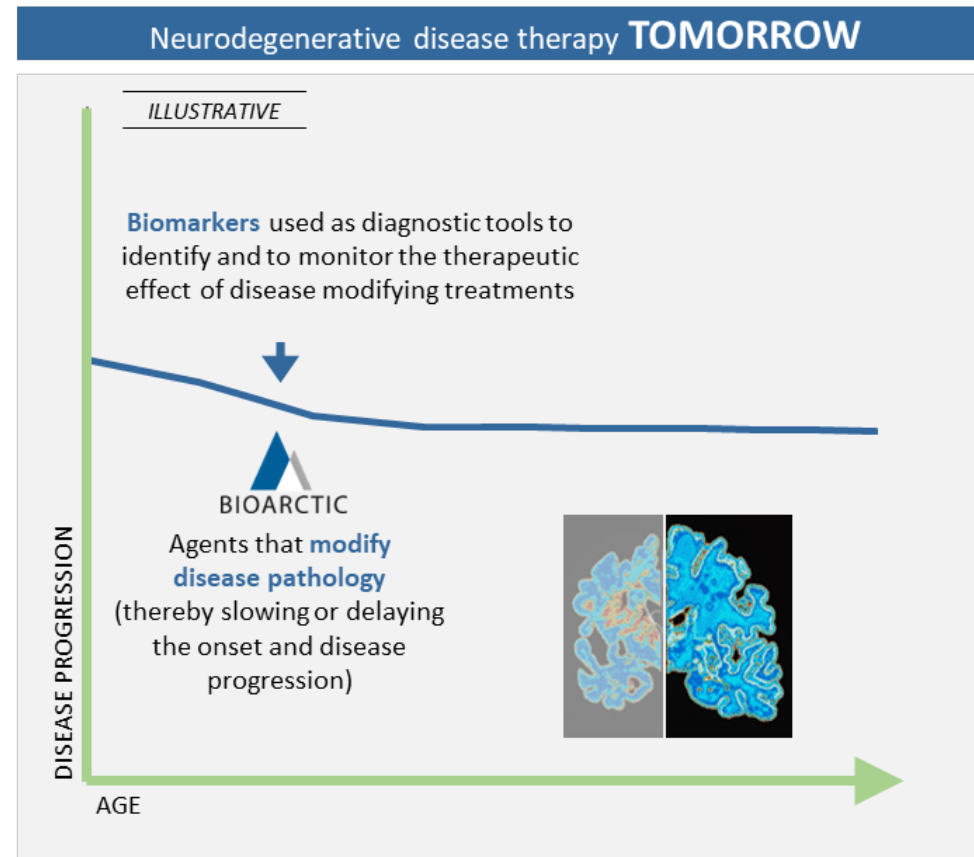
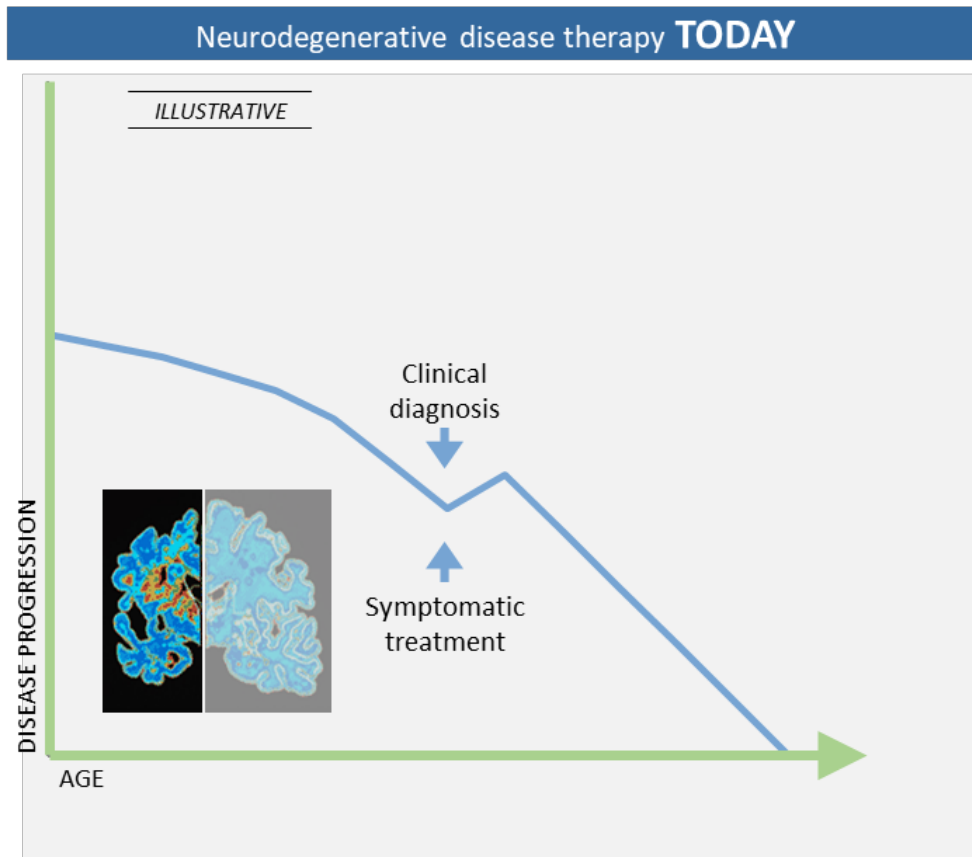
AbbVie collaboration and license agreement Parkinson's Disease



Description of agreements	Milestone/royalty potential
<ul style="list-style-type: none"> Research collaboration alpha-synuclein anti-bodies as disease modifying therapies for PD incl. BAN0805 to IND, follow-up compounds and diagnostic AbbVie licensed project portfolio for development and commercialization 	<ul style="list-style-type: none"> Total pot. value of the agreement up to USD 755m incl. an up-front fee, option exercise fee, and success-based milestones plus tiered royalties Received USD 80m up-front payment for the research collaboration Received USD 50m for the license

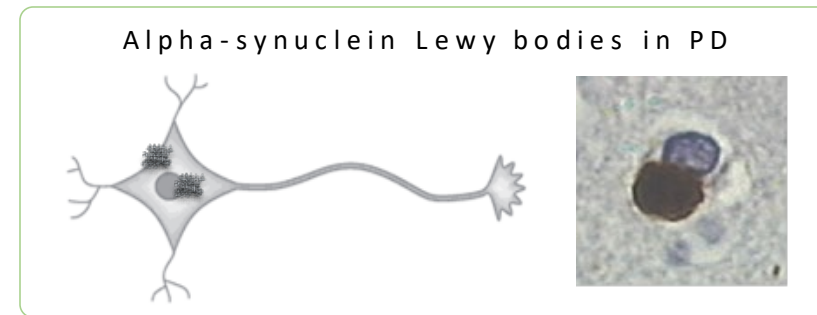
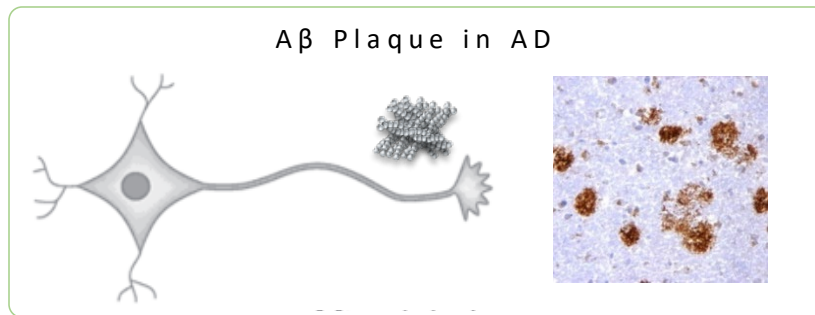
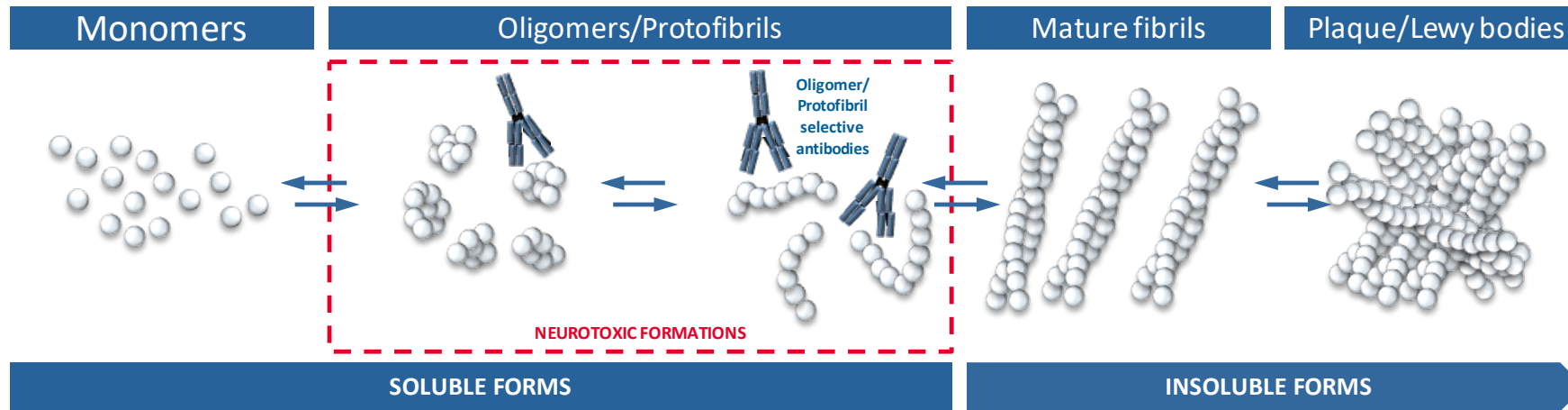
Disease Modifying Agents and Reliable Diagnostics/Biomarkers for Neurodegenerative Diseases

New therapy focus on disease pathogenesis – efforts to delay the neurodegenerative process



Significant unmet medical need to be addressed by disease modifying agents and reliable diagnostics/biomarkers

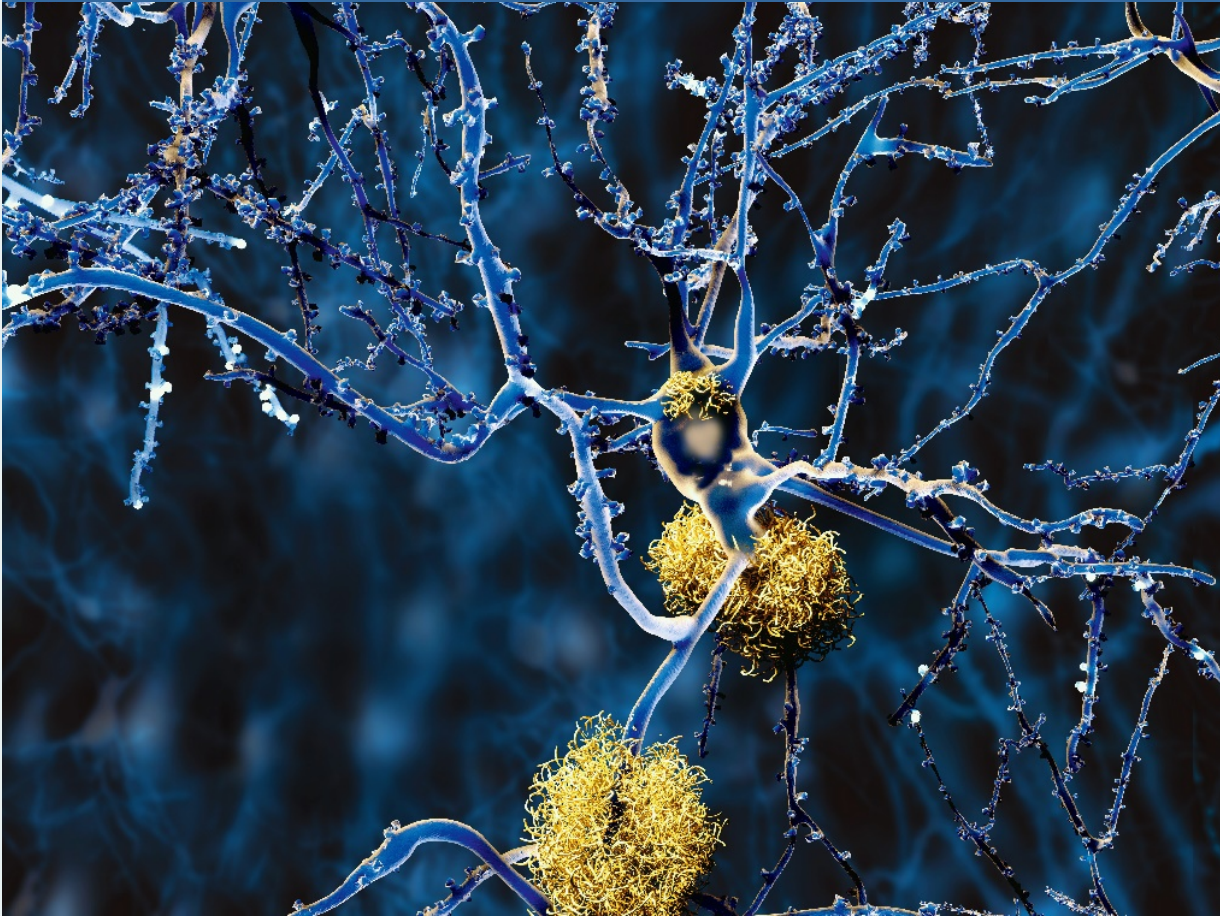
Protein Misfolding is Disease Causing in a Number of Neurodegenerative Diseases Including AD and PD



Source: company information.

About Alzheimer's Disease

Neurons with Amyloid Plaques in Alzheimer's Disease



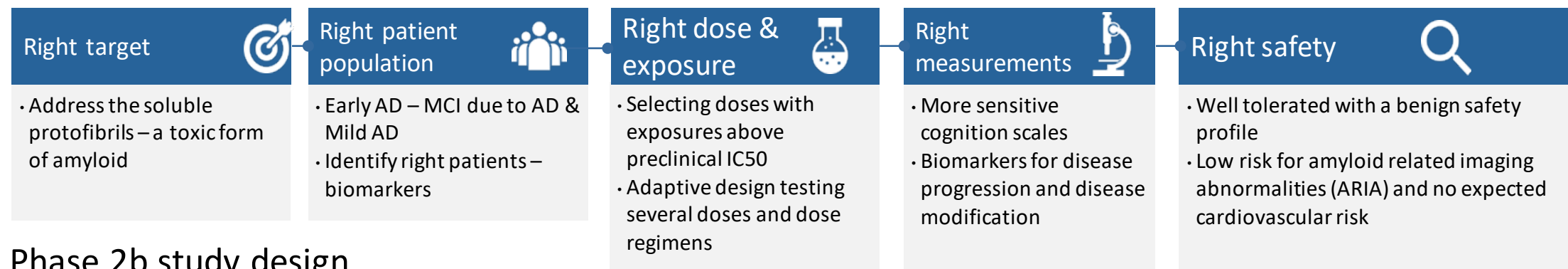
Alzheimer's Disease (AD)

- Irreversible neurodegenerative brain disease of the elderly, which, through the death of brain cells, leads to a progressive decline in memory and cognitive abilities, such as thinking, language, and learning capacity
- 47 million people worldwide suffer from dementia and by 2050 expected to be 130 million. >50 % of dementia diagnosed as AD
- 25 million people worldwide suffer from Alzheimer's disease today and the number is expected to double in 20 years
- Early AD encompass mild AD and MCI due to AD
- Huge market with demand for several products and expected to be used in combination

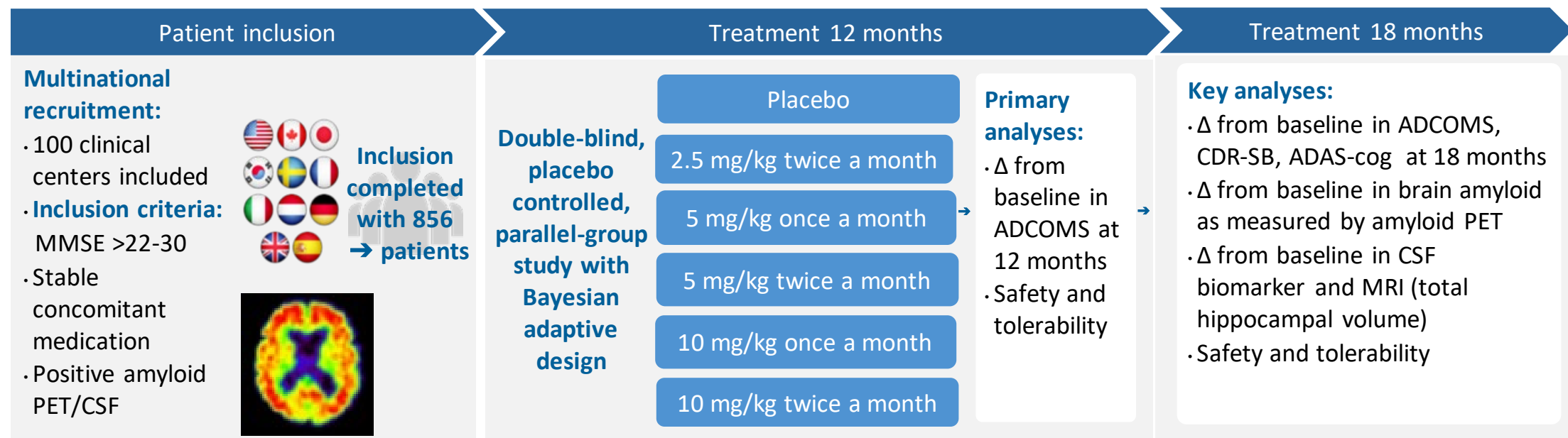
BAN2401 – Innovative Phase 2b Study Design

Positive 18 Month Results Reported by Eisai

Important parameters



Phase 2b study design



Positive Phase 2b Study Results Support BAN2401 as a Potential Treatment for a Broad Population of Early Alzheimer Patients

BAN2401 Treatment Effect in Early AD

Clinical Outcome Measures

- Slowing of disease progression observed across clinical outcome measures at the highest dose, including 30% on ADCOMS
- Slowing of disease progression observed across sub-groups

Brain Amyloid PET

- Pronounced dose-dependent amyloid clearance across the dose range
- 81% of subjects converted to amyloid negative state
- Consistent and pronounced amyloid clearance across all sub-groups

CFS Biomarkers

- Elevated Abeta demonstrates target engagement
- Impact on AD pathophysiology with benefits on neuro-degeneration markers: t-tau, p-tau, neurogranin and NfL

BAN2401 was well tolerated with < 10% ARIA-E at any dose

Selectively targeting Abeta protofibrils with low affinity to monomers confer an advantageous benefit risk profile

BAN2401 – Next Steps – Eisai reported that a single Phase 3 confirmatory study planned to start Q1 2019

- Eisai has interactions with regulatory authorities regarding the future BAN2401 program
 - Eisai reported that authorities have acknowledged that the BAN2401 Phase 2b study showed robust data demonstrating dose dependent reduction of amyloid plaque in the brain and slowing of clinical decline
 - Eisai reported that they have confirmed with health authorities that a single Phase 3 study would meet the requirements for the approval as a confirmatory study
 - A global confirmatory study with BAN2401 will be initiated in patients with early Alzheimer’s disease in Eisai’s FY 2018, that is first quarter 2019
 - Eisai reported that they continue to seek opportunities for potential earlier approval for BAN2401
- Open-label extension study with BAN2401, without placebo, for patients from the Phase 2b study has been initiated Q4 2018

About Parkinson's Disease

Network of Neurons in Parkinson's Disease



Parkinson's Disease (PD)

- Tremor is the best-known sign of the disease. The disease develops gradually and can start with tremor in one hand or disturbances in the REM sleep, smell and bowel function
The disease often also leads to stiffness and slow movements
- PD is the second most common neurodegenerative disease
- Compared to AD it affects a younger patient group, still at working age
- In 2015 it was estimated that 6.2 million people suffered from PD worldwide
- There is currently no disease modifying treatment for PD

BAN0805 – Groundbreaking Disease Modifying Drug in PD with Rationale for Selective Targeting of Alpha-synuclein Oligomers/Protofibrils

Rationale for targeting alpha-synuclein

Human genetics

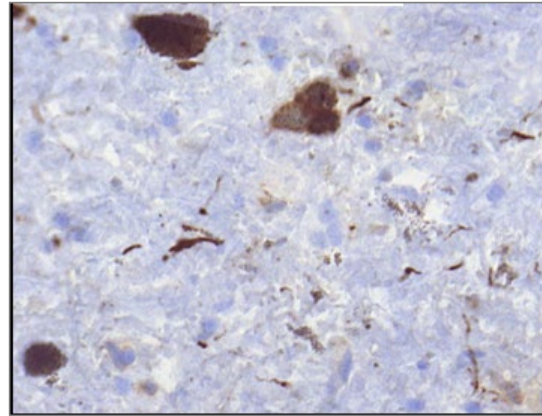
Pathology

Pre-clinical proof of concept



Alpha-synuclein mutations

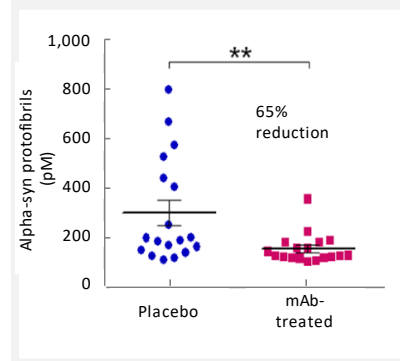
lead to PD or Dementia with Lewy Bodies and are associated with increased oligomer/protofibril formation



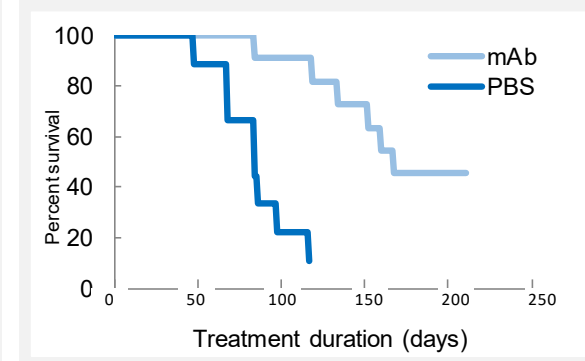
Alpha-synuclein deposition

is a hallmark of PD pathophysiology and alpha-synuclein oligomers/protofibrils are elevated in PD

Reduction of neurotoxic alpha-synuclein



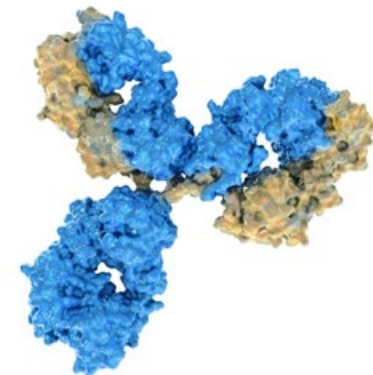
Increases lifespan



Oligomer/protofibril selective antibody reduces neurotoxic alpha-synuclein oligomer/protofibril levels, delays disease progression and increases lifespan in a PD mice model

BAN0805/ABBV-0805

- Alpha-synuclein antibody portfolio licensed by AbbVie December 14, 2018
- Received a milestone payment of USD 50m for the license
- BAN0805/ABBV-0805 IND-application has been approved by FDA
- AbbVie is responsible for the clinical development and plans to start clinical trials 2019
- BioArctic will deliver follow-up compounds in the continued collaboration with AbbVie



About Complete Spinal Cord Injury

Today there is no effective treatment for complete spinal cord injury



The patients require life-long treatment and care, which means high costs for healthcare systems and societies

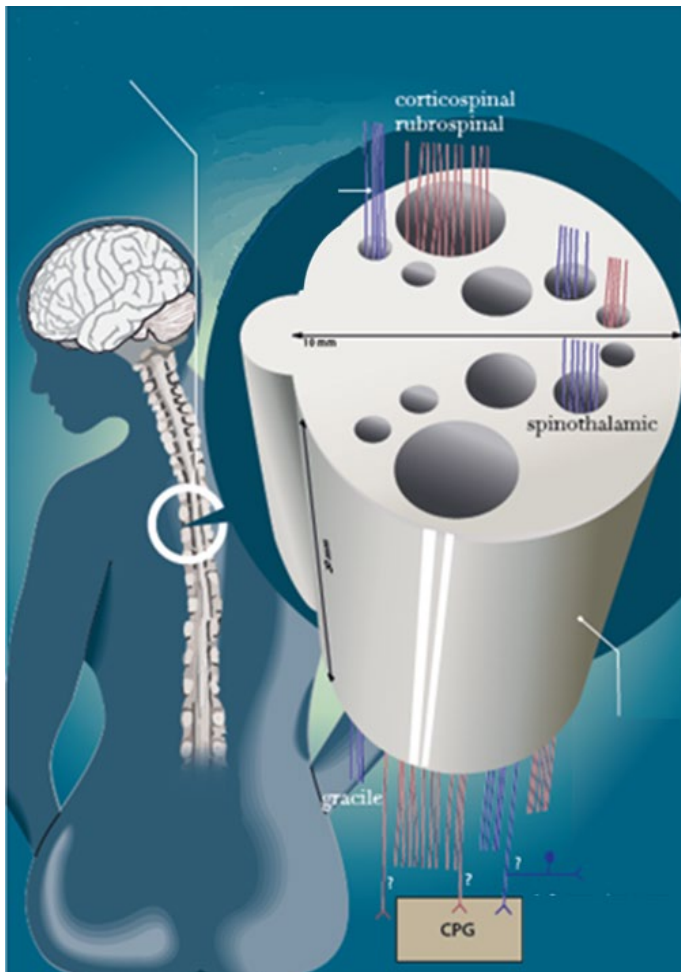
Spinal Cord Injuries (SCI)

- A complete spinal cord injury (CSCI) is an injury where the patient can accomplish no voluntary movement or sensory feedback below the injury paralysis
- CSCI causes degeneration of the nerve fibers below the site of the injury as nerve cells do not regenerate
- Patients suffer from other serious symptoms, incl. neuropathic pain, bowel and bladder incontinence, sensory loss, pressure sores, infertility and sexual dysfunction
- Increasing stability, restoring bowel and bladder control, reducing pain or enabling sexual functionality would be a major improvement of the patient's quality of life
- 2.5 million people live with paralysis, 40% CSCI
- More common among younger men, injured in accidents

SC0806 – Unique Regenerative Treatment of Complete Spinal Cord Injury

SC0806 – Regenerative Treatment of CSCI

Treatment Rationale



SC0806 makes nerve regeneration possible

FGF1 activated by heparin

- Stimulation of central axon outgrowth
- Decreases gliosis

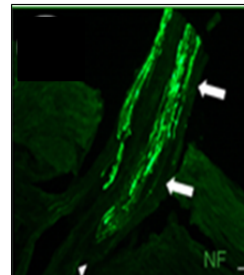
Peripheral nerve autografts

- Optimal regeneration environment

Biodegradable device

- Provides sustained release of FGF1
- Positioning of nerve grafts from white to gray matter

Nerve regeneration



Neurofilament staining

Device start

Device end

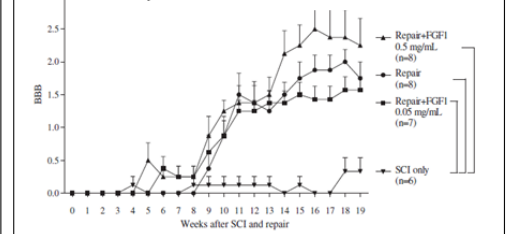
Electrophysiology restored

Motor evoked potential



Motor function improved

Basso, Beattie and Bresnahan score



Preclinical Proof of Concept shown in rats with resected spinal cords
 - Rat experiments demonstrate nerve regeneration, restored electrophysiology and motor function after SC0806 treatment

SC0806 – Unique Regenerative Treatment of Complete SCI

The Lokomat™ used in the Rehabilitation



Project Status

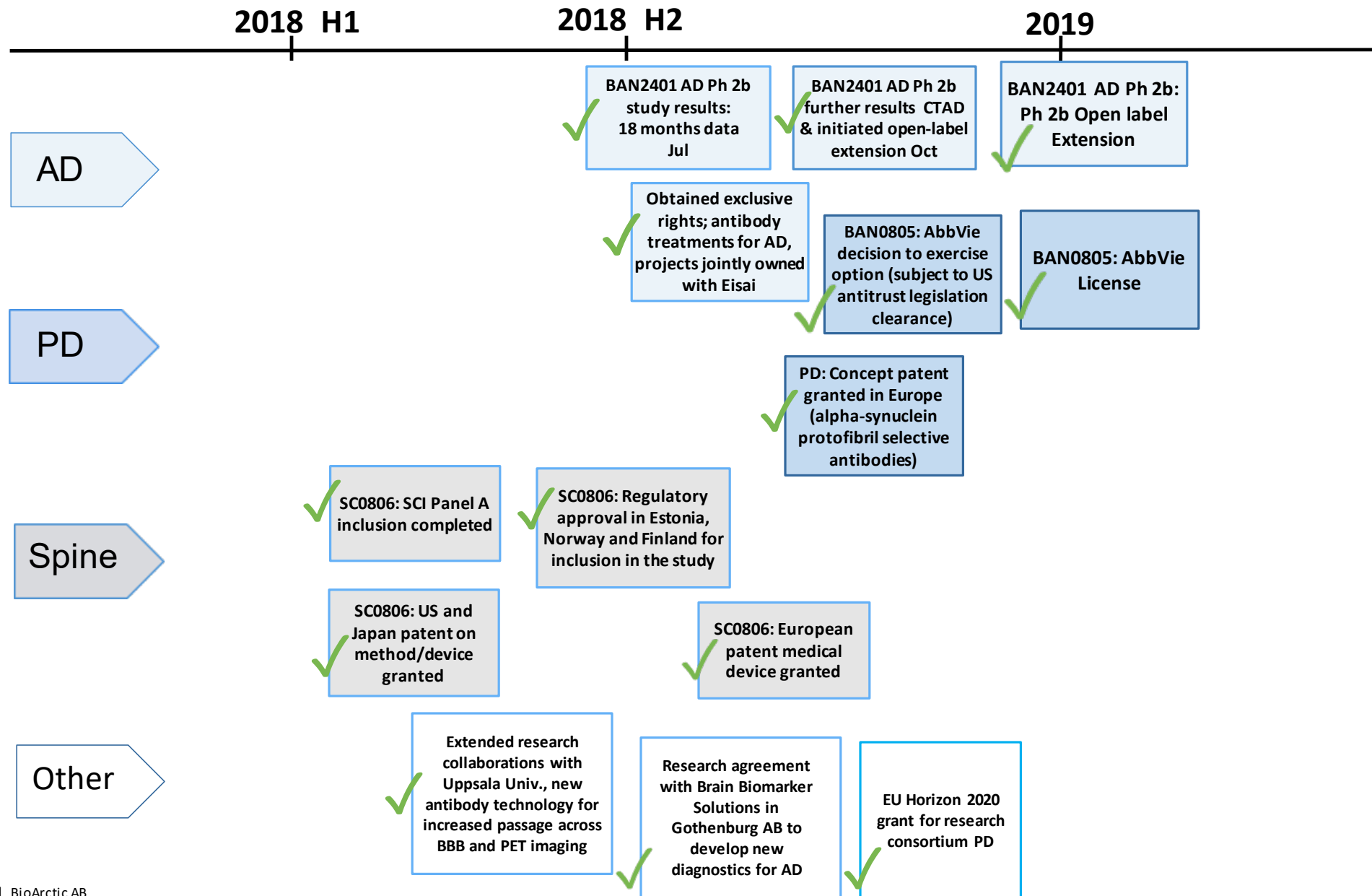
- Clinical Phase 1/2 trial ongoing in patients with Complete Spinal Cord Injury
 - Surgery in Sweden
 - Rehabilitation 18 months with Lokomat™ in Sweden, Estonia, Finland and Norway
 - Patients receiving SC0806 has an option of 12 months additional participation in an extension study
 - 9 patients included in Panel A (6 treated with SC0806 and 3 control patients)
 - Safety evaluation of patients in Panel A performed and support progression into Panel B i.e. Phase 2
 - First patient included in Phase 2
 - Interim analysis planned no later than first half 2020
- Orphan Drug designation in US and EU – may grant 7 and 10 years exclusivity, respectively
- EU Horizon 2020 research and innovative program Grant Agreement No. 643853 of MEUR 6.4

BioArctic has a Great Team and a Strong Financial Position



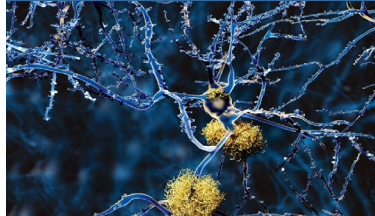
- A dedicated team of highly educated scientists with vast experience delivering with high quality
- Close collaboration with universities
- A successful business-model with research collaborations and license agreements with big pharma – Eisai and AbbVie
- Grants from Vinnova and EU Horizon 2020
- External validation of high quality deliverables
- Positive results last 6 years and all years but 3 since start 16 years ago
- Solid cash position
- Listed on Nasdaq Stockholm Mid Cap

News Flow 2018



Planned Key Events Next 18 Months

Alzheimer's Disease



BAN2401

Phase 3 confirmatory study started in early AD initiated by Eisai

Parkinson's Disease



BAN0805/ABBV-0805

Phase 1 study initiated by AbbVie

Preparing for further clinical development in PD

Complete Spinal Cord Injury



SC0806

Phase 2 started in patients with Complete Spinal Cord

Interim analysis first half 2020 at the latest

Q&A

Gunilla Osswald, PhD, CEO



Next Report & IR Contact

- ▶ **Next report:**
Interim Report Jan-Mar
May 9, 2019
- ▶ **IR contact:**
Christina Astrén
+46 8 695 69 30
ir@bioarctic.se

For subscription of financial reports/press releases and more information,
please visit www.bioarctic.com